



Staffordshire & South Cheshire Woodturners Association

Newsletter – July 2012

Another quiet month for me on the woodturning front – annual holidays at work has meant I've worked a lot more hours! I have been asked to make some hand-held flag poles to carry banners. They need to be 30mm in diameter and 6 feet long, in two halves for storage. Well, I have sourced some very nice ornamental ferrules to create a joint, and I thought I would be able to get hold of some dowelling to create the poles, as I really didn't fancy getting 3 feet of beech round and straight on the lathe. However, I have drawn a blank. The best I can get is 10 one metre lengths of oak dowel for £70.00. Has anybody got any suggestions?

Spotlight on club members

Hello everyone, my name is Mike Willis and my current position on the club committee is to look after the clubs WEB site. As some of you know our WEB site as under gone a major change, this being carried out by the company that hosts our site. These changes caused a few problems, but I think all the

problems have now been resolved and we now have a first class WEB site.

My first go at woodturning was at secondary school where I turned a bowl which for many years had pride of place at my parent's home. On leaving school I chose to train as a electrician. After my apprenticeship of six years I joined the GPO as a telcom technician where I stayed until I was transferred to an American company in 2003 finally retiring in 2008.

Around 1993 I enrolled on a woodturning course at the then Cauldon College, one small problem they had no woodturning instructors, so it was carry on as best as you can. The following year I enrolled again this time for machine woodworking; this enabled me to prepare all sorts of wood for various projects. During this course I met Stuart Lockett and he suggested that I come along to the woodturning club. My first visit got me hooked on woodturning. When I joined the club the tea and coffee at break time was served by a lady and her daughter who were not members of the club and the coffee was made with hot milk, but no biscuits. When the lady retired, Alex Bradley took on the role as chief Tea/Coffee maker with myself joining as washer upper. After a number of years at that role I joined the committee with Tom as chairman and have continued to serve as a committee member since.

Though I have been involved in woodturning for many years, my hands on experience is very limited. I have attended three courses at the Craft Supplies Moulin in France with three different instructors.

On my retirement I made two promises to myself one was to build a workshop which I have completed and the other was too do more woodturning, I am still working on this promise.

As members will know to carry out our hobby you need support and I have found that our club members provide a high level of support. Away from the club I have the support of my wife Ann; she

follows me around different shows and wood stores. In the near future I would like to upgrade my lathe, which is one of the Axminster's hobby lathes.

This is all for now, but don't forget if you would like to have articles or items added to the club's WEB site let me know. My Email address is mj.willis@btinternet.com.

REMEMBER

I hope, in future issues, to spotlight other members of the club, not just the committee, in this newsletter and will value any contributions that you can make. This is the opportunity for YOU to explain to the rest of the members how you do things. Short or long, it doesn't matter, this newsletter is for you to use and enjoy.



Meeting July 12th 2012


The guest demonstrator at the last meeting was Mick Hanbury. Mick showed us how to create a carved rim bowl using an Arbortech cutter followed by colouring with water based dyes applied using a diffuser. This was a new technique for me, and, I guess, for many of the members present. The result was quite stunning! After the break, he then showed us some decorating techniques on a square platter using a conical burr (countersink?) to achieve bored holes of different depths and sizes – another new technique for me to try. All of this coupled with an amusing line in banter made this a really enjoyable evening.

One other thing that Mick showed was his sanding technique using a lavender scented soft wax to keep the dust down and improve the finish achieved. Mick did bring some for sale and this sold out rapidly. I am currently in the process of making my own version of this and hopefully this will be available for sale along with the abrasives sales in September. It will be somewhat cheaper too (if all goes well!)

This was the second outing for our new system of lighting. Reaction from those present continues to be really positive and I have ordered a permanent system to replace the current one (MINE!). The new system will be much brighter and will feature a cool running daylight balanced lamp. Benefits included an even clearer video image on the screen with less 'white-outs', and better viewing for more of the room.

Mick Hanbury






Members' Display Table

Month five of our new venture, brought back from the US by Tom, to replace the monthly competitions. Members are asked to bring along a piece that they have finished in the last month to be put on display. We will be asking the visiting demonstrators to give a critique on the pieces to help forward our woodturning skills. Members themselves, time permitting, may also comment on pieces displayed.

Mike was pleased to give some critique and advice on the items displayed. If any members wish to comment via the newsletter, either on other member's items or on their own, maybe giving some details of the techniques used, I am sure it would be welcomed by everyone.

I have tried to do justice to the quality of the work displayed in the attached photos, but time and facilities make this difficult.



AWGB MOVING ON

15-07-2012

We are pleased to announce that the AWGB is now officially registered as a Limited Company after receiving the Certificate of Incorporation. This step now allows us to formally submit the application for acceptance as a Charitable Organisation.

And these two steps will themselves open up many more opportunities for the Association and its members.

Thanks are due to Adrian Needham (Treasurer-retired), Mike Collas (Hon Secretary - retired) and Robert Craig (Solicitor - most definitely NOT retired as we're keeping him so busy!), for the enormous amount of time and energy they have put into this process, and to Dave Atkinson for tying the last few knots.

Onwards and upwards!


(for your info, I had to correct 3 serious spelling mistakes in the above text which was copy/pasted directly from the AWGB web site)

Hands on Meeting 19th July

A small but enthusiastic group attended the last hands on meeting and everybody went home having learnt, and, in most cases, practised something new.

It would be good for both the club and club members if more people could participate. We have enough lathes to give everyone a chance to try something during the evening. As we have to pay for the room for the night (the demonstrators come free!) the more folks attending the more we make for the club.

To this end it would be helpful if we knew, in advance, what topics you would like to see and try at the next hands-on, and we will try to accommodate.



Next Meeting

The next meeting will be on 9th August 2012 when the guest demonstrator will be Albert Harrison and although the topic has yet to be finalised, I am assured by Mike Willis that this will be an absorbing evening.

If anyone has any wood that they would like to donate to the club for the next wood auction (September 13th) it will be gratefully received. The wood auction is one of the many ways in which we fund the club, thereby keeping the

annual subs as low as possible. The last one, now featuring the ability of winners to choose their prize, proved a great success for the winners AND for the club.

This month's caption
What's the joke? – Any suggestions?



Any for sale or wanted? Just drop me an e-mail and I'll include it in the next newsletter. You can include pictures as well.

Last month's caption competition

No suggestions!

I know Tom can be frightening, but he really is a pussy! Don't be scared!



Bye for now,

Barry