



Staffordshire & South Cheshire Woodturners Association

Newsletter – May 2012

Another hectic month in SSCWA land! The last meeting, with Richard Findlay stepping in for the poorly Mick Malpas, proved to be a real success. Richard is clearly a rising star on the demonstration circuit and I think we were really lucky to have been able to procure his services at such short notice (see review later in the newsletter). This was followed on the weekend of the 12th and 13th May with the Woodworks show at Daventry. The show was attended on both days by various club members, and an account by your former secretary, Rex Rayner, is to be found later. The 24th was a committee meeting, which covered numerous topics, several of which will hopefully be apparent at the next meeting. And finally, several of the committee members gathered the following week on the 31st to look at ways of improving your demonstrations. My only grouse is that Tom (more from him later) said that being on the committee would only involve 'two or three committee meetings a year' – I should have known better! That said, my first few months on the committee have been a steep learning curve along with a lot of fun!

This month, chairman Tom Buttress, has sent me a short biography of himself, which you can read below. This is the 3rd biography and I am hoping that other club members, not only the committee, will follow suit, so that we can all get to know each other a little better, and also pool skills and resources that may otherwise have not been known. It does not need to be a long essay, just a few lines. You can even just let me have some notes and I will write it up for you!

Tom Buttress - Chairman



I have been asked by our new secretary to compose a short history of myself for the news letter, so here goes.

For those who do not know me, my name is Tom Buttress and i am currently chairman of the club. My working life was spent at Shelton steel works probably better known as Shelton Bar. I served a five apprenticeship as a roll turner. My job then was to turn and dress the rolls that the finished product was rolled through and this produced whatever section was required i.e. girders, channels, angles, railway lines and many other sections. I worked at Shelton for 43 years and my last few years were spent as a template maker.

In 1959 the government decided they required me for two years as a wireless operator-driver in the Queens Royal Irish Hussars. So here I was 23642877 trooper Buttress driving a tank or operating a wireless set - we got lovely reception of Radio Luxemburg. I did my training at Catterick camp and was then posted to Honne barracks Germany. The remains of Belsen concentration camp was only a short distance from the camp and the monuments and graves are something I will never forget. I was demobbed in September 1961 and returned home back to Shelton Bar to continue working. In October 1962 i married my then girlfriend Hilda and so this year we celebrate our golden wedding anniversary, 50 years where have they gone?

Sometime in the seventies i joined a woodworking class at Holden Lane High school, this was held once a week on a Wednesday evening. My reason for joining was the fact that I never did woodworking at school, only metalworking, so i wanted to learn some new skills. Whilst in the class I noticed a woodturning lathe that no one went near to, so I asked the instructor if I could have a try at turning. The instructor was a time served joiner but had never done any woodturning but he agreed I could have a go. The lathe was a Graduate and there were some chisels but no one knew how to sharpen them. The only other tools were scrapers made from old files - in today's climate not recommended. My first attempt was a table lamp made from four pieces of 2"x2" pine glued together to give a

4"x4" section. The lamp took many hours to produce using scrapers. My next attempt was a fruit bowl, again using scrapers and finished with carnauba wax. This again took many hours. These two attempts on the lathe whetted my appetite, but it would be another 15 years before I had my own lathe and the rest as they say is history.

In 1989 my wife and youngest son, unknowns to me, purchased a wood turning lathe for my Christmas present from Kraftkabin along with a few chisels. On visiting Kraftkabin I saw a notice advertising Staffordshire and South Cheshire woodturning club and a contact number.

I rang the number and the then chairman Alan Hewitt proceeded to tell me that there next meeting was at the brotherhood chapel in Milton, about 4 minutes walk from where I live, so on the Thursday I duly turned up to find the place locked up. Not wanting to miss out I rang Alan again who apologised said the meeting had been the week before, but the next meeting was to be held at a new venue The Senior Citizens building, Newcastle-under-Lyme. I had finally arrived and my woodturning adventure was about to begin

My only regrets are that I did not start turning 15 years earlier but I do not know who I could have learned from as there was no club and I do not think anyone was giving lessons.

In closing my present lathe is a Graduate, so you could say i have come full circle.

Tom.

REMEMBER

I hope, in future issues, to spotlight other members of the club, not just the committee, in this newsletter and will value any contributions that you can make. This is the opportunity for YOU to explain to the rest of the members how you do things. Short or long, it doesn't matter, this newsletter is for you to use and enjoy.


Meeting May 10th 2012

The guest demonstrator at short notice for the last meeting was Richard Findlay. Richard is a professional turner from Leicestershire and is currently a regular contributor to Woodturning magazine. He brought along his own lathe and proceeded to enthral us all with his spindle turning techniques. In the first half of the evening he made a copy of a fluted leg for a stool or small table, using his own ingeniously designed router and indexing jigs. These jigs were simple constructions that any of the club could easily make and adapt to their own lathes and proved to be highly effective and easy to use. Spindle turning is not as 'glamorous' as bowl and faceplate turning, but Richard captivated his audience, not only with his skills, but with his excellent descriptions of what he was doing.

After the break, Richard showed us another of his skills in producing a turned walking stick using another of his jigs – an ingeniously designed super long tool rest. I suspect that this alone will have saved members the cost of this year's subs if they chose to make this instead of buying a long rest!

I think everybody agreed that this was another excellent evening. Our thanks go to Richard for helping us out at such short notice.

Richard Findlay




Members' Display Table

Month three of our new venture, brought back from the US by Tom, to replace the monthly competitions. Members are asked to bring along a piece that they have finished in the last month to be put on display. We will be asking the visiting demonstrators to give a critique on the pieces to help forward our woodturning skills. Members themselves, time permitting, may also comment on pieces displayed.

Richard was pleased to give some critique and advice on the items displayed and was impressed by the standard shown.

I have tried to do justice to the quality of the work displayed in the attached photos, but time and facilities make this difficult.






Next Meeting

The next meeting will be on 14th June 2012 when the guest demonstrator will be Terry Smart of Chestnut Finishes. Terry will be demonstrating the many finishes that Chestnut produces, from sanding sealer, through colours and dyes to wax and lacquer finishes.

I am sure that most of you have at some time used at least one of these products and this demo will expand your knowledge of both the product range that Chestnut produce and of ways of using them creatively.

	<p>With over 25 years in the surface coatings industry – including time spent in manufacturing, research and development laboratories, quality control, technical assistance as well as sales and marketing - Terry Smart is more than qualified to demonstrate and talk about finishes, and has done so around the UK and Europe at trade fairs, public exhibitions, shops and club demos.</p> <p>Audiences at previous demos have remarked on Terry's in-depth knowledge and ability to answer questions on finishing and finishes. Terry sees demos as more of an informal chat about finishing rather than a rehearsed lecture and tries to avoid clichés and 'buzz-phrases' as much as possible. Whilst the demo is structured to include sealers, lacquer, waxes, oils, stains etc. there is no rigid script and questions from the audience often take the demo in a totally different direction to the one planned.</p> <p>(Taken from Chestnut Products web site http://www.chestnutproducts.co.uk)</p>
--	--

If anyone has any wood that they would like to donate to the club for the next wood auction (July 12th) it will be gratefully received. The wood auction is one of the many ways in which we fund the club, thereby keeping the annual subs as low as possible.

Woodworks Daventry 2012

Organised by Tudor Rose Wood Turners
12th/13th May

This is a small show run by a very enthusiastic club Tudor Rose, entry is free and the organisation first class.

The show has been run for 3 years, Stewart and I have attended all three over the years the show has grown in popularity and I suspect next year may have to move to a bigger venue as the trade stands increase, notably Axminster had a stand this year offering 5% discount of all products in their catalogue + free delivery, in all there were over 20 well known trade stands and many demonstrations by other clubs and professional turners including Richard Findley our last club demonstrator doing Hands On teaching any think visitors wanted help with, in all this is a suitable small show and well worth a visit, there is something for everyone including Carvers.

Rex Rayner

Addendum

At the last minute, Linda Dobson, Steve Barnard, my grandson Jack and myself decided to go on the Sunday. I can fully endorse Rex's comments above. This was a well run show with something for everyone (even a Wetherspoon's 10 minutes walk away!). Jack was lucky enough to have 30 minutes instruction from Richard Findlay and was happily using a skew chisel by the end – not bad for a 9 year old!

Barry

CBN grinding wheel

Last month I included a short piece on CBN grinding wheels. I was really impressed by the results that Andrew Hall achieved at the seminar, and as my existing wheel was well worn down I decided to take the plunge and get one of these.

Things didn't turn out as easy as it looked. These wheels need to be perfectly balanced as you can't true them up as you would and ordinary wheel.

Well, I had great difficulty, mainly because my old Wickes grinder's shafts had become worn over many years of (mis)use. So I ended up buying a new Record grinder as well! I also needed to obtain some large washers with ½" holes to use as spacers, as I had bought the 40mm wide wheel.

Anyway, I eventually got the wheel set up and a quick freehand grind on my ½" beading tool returned a razor edge in seconds! I am now constructing a new base to accommodate the new grinder as the distance between centres of the wheels and their height from the base are ALL different from my old one!!

I'll keep you posted.



Any for sale or wanted? Just drop me an e-mail and I'll include it in the next newsletter. You can include pictures as well.

Only one submission for a caption for this picture featuring our illustrious chairman Tom along with Tracy Owen. This was from Steve James who actually came up with TWO captions:

'Don't drop it Tom !'

or 'Sorry, I think the Gilt Cream will wash out of your shirt'

Thanks Steve.

Can YOU do better – see this month's picture.



This month's caption competition



Bye for now,

Barry